


Junior Preparation!



Your Job As A Junior Is:

#1- Get your G.P.A. as high as it can go! Take care of “unfinished business” on your transcript *a.s.a.p!* There are only 2 more semesters left before Colleges will review your data when you apply next fall!

#2-Understand your dreams:

- ◇ Do the research & start finding your Colleges and programs that you want to apply to! The more you do now, the less you will have to do next year
- ◇ From the work you did Sophomore year, remember to start with the end in mind- what type of career/subject of studying is interesting to you & which schools offer those courses and degrees
- ◇ Know your transcript & credit standing
- ◇ “ACE” Junior year to make it count:
 - ◇ “A”cademics- Do your best academically by attending & achieving in challenging courses
 - ◇ “C”ommunity- Participate in meaningful activities that highlight who you are as a person
 - ◇ “E”xtra-Cirricular’s- Build your resume & be/get involved to show your interests
- ◇ Set real world goals- know what budgets look like, start investigating financial aid & know what pieces of the Junior year timeline you need help on, or have questions about

#3-Refine your skills by using your tools:

- ◇ Start preparing now for the ACT & SAT with your Method Test Prep course on Naviance and take advantage of the SAT Prep on Tuesday mornings!
- ◇ Check Powerschool at least once a week to monitor your standing & progress
- ◇ Check Schoology to access your courses
- ◇ Check Naviance to explore Colleges, look ahead for scholarships and find career interests

JUNIOR TIMELINE

SEPTEMBER & OCTOBER

- ✓✓ Attend your Fall Junior Class Meeting
- ✓✓ Review your PSAT score from Sophomore Year
- ✓✓ Attend **College Readiness Day- October 10, 2018**
 - ✓✓ Review the **Junior College Planning Worksheet** provided for you that day.
 - ✓✓ Take the **PSAT** again
- ◇ Review your 10th grade knowledge. Use your *Sophomore Planning* packet. Do your **Sophomore Tasks**
 - ◇ Naviance- Completed the: “Game Plan”, “Do What You Are”, “Career Interest Profiler”, and “Career Cluster Finder”.
 - ◇ In Advisory- Review the Sophomore Checklist, filled in credit needs with summer school if needed, created a working resume
- ◇ Start preparing to take the **ACT and SAT**.
 - ◇ Begin with *Method Test Prep* on your own at home.
 - ◇ Come to the SAT prep workshops Tuesday mornings at 7:30 in the LLC (these will start at the end of October)
 - ◇ You can also find practice booklets in Post Grad or online at www.collegincolorado.org & www.actstudent.org

NOVEMBER

- ➔ ◇ Start your Junior Task Checklist (page 5) after attending the **Junior Preparation Seminar** (where you get this packet!)
- ◇ Make sure you have done or are doing an Extra-Curricular activity.
My activity is: _____
- ◇ Consider volunteering through community service- there is LOTS to do during the holiday seasons!
I will volunteer at: _____
- ◇ Start checking Naviance for opportunities- College visits, open labs your counselors will be offering, scholarships, etc.
- ◇ Attend a college fair, see what is coming up!
- ◇ **Start researching what colleges have programs you would be interested in**
This is a NEW Naviance task for you this year Develop a profile in Naviance with possible college choices
 - ◇ Select “my profile”. Update your information
 - ◇ Start and complete an initial “College Search”. This helps you explore various schools that may be of interest to you. If you do not find what you are looking for, go back and modify your search. The more you click, the more your search narrows- do not over select!

Click on the “Colleges” tab → click “college search” → click on the sections “Type, Location, Students, Admission, Athletics, Majors, Costs, Special Programs” **or** click on “next” as you go through the sections
- ◇ Complete “my resume” and update “my game plan”. These will help you when you ask for letters of recommendation as well as setting goals

DECEMBER

- ◇ You should have at least 3 schools on your list by Winter Break. Remember the g.p.a/ test scores they desire
The first 3 schools I am thinking about are:

- ◇ Get all your class work in before break so you can spend your time preparing for finals and final projects. Your G.P.A really counts here!
- ◇ Consider taking the ACT after the CCSD February date. You may need to take the writing portion if your intended colleges require it (it is not offered at the February session) *Our school code is 060076*

JANUARY

- ◇ Finish Semester 1 strong and make sure you are in the right classes for Semester 2
- ◇ Attend your Spring Junior Class Meeting
- ◇ Plan your courses for Senior Year.
- ◇ Finish *Method Test Prep* for the ACT

FEBRUARY

- ◇ Register for your Senior year classes & update your 4 year plan in Naviance
- ◇ Attend the **Junior College Night** here at Overland- on February 9, 2019 from 7:00-8:30 p.m.
- ◇ Take the CCSD **ACT on February 26, 2019**
Remember, guessing at questions you do not know is encouraged
- ◇ Attend College Goal Sunday- another good fair!
- ◇ Your counselors will be calling you down this semester for your **CREDIT CHECK**. This is the checkpoint for you to know exactly what credits you have, and should earn during Semester 2 so you will know what you will need for Senior year.

MARCH

- ◇ Consider visiting colleges. Spring Break is good time for this- but visit when there are students on campus!
- ◇ Start researching scholarships. Use Naviance and Post Grad as a starting point to see what is out there and what you should be looking at doing next fall. Detailed information about financial aid matters are located in Post Grad
- ◇ Make sure you have done your CREDIT CHECK by Spring Break.

Date of credit check:

APRIL

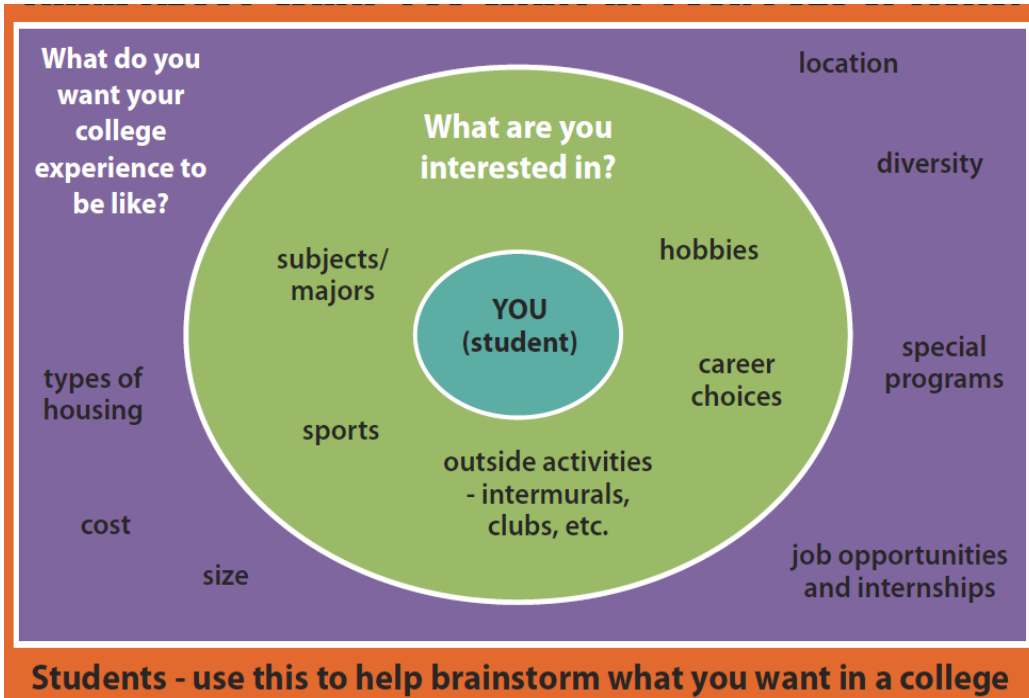
- ◇ Finish *Method Test Prep* for the SAT.
- ◇ Take the CCSD **SAT on April 9, 2019**
*Remember, guessing at questions you don't know is **not** encouraged*
- ◇ Attend the DU College Fair in April
- ◇ Think of teachers who may be willing to write recommendations letters for you, *IF* you are applying where they are requested
- ◇ Start to have conversations with your family about budget and costs. On each College's websites, they will have a calculator that will show you an estimated cost. You can do a financial aid forecaster that will help you see ahead to what amount of financial aid you may be looking at.

The date I finished:

MAY

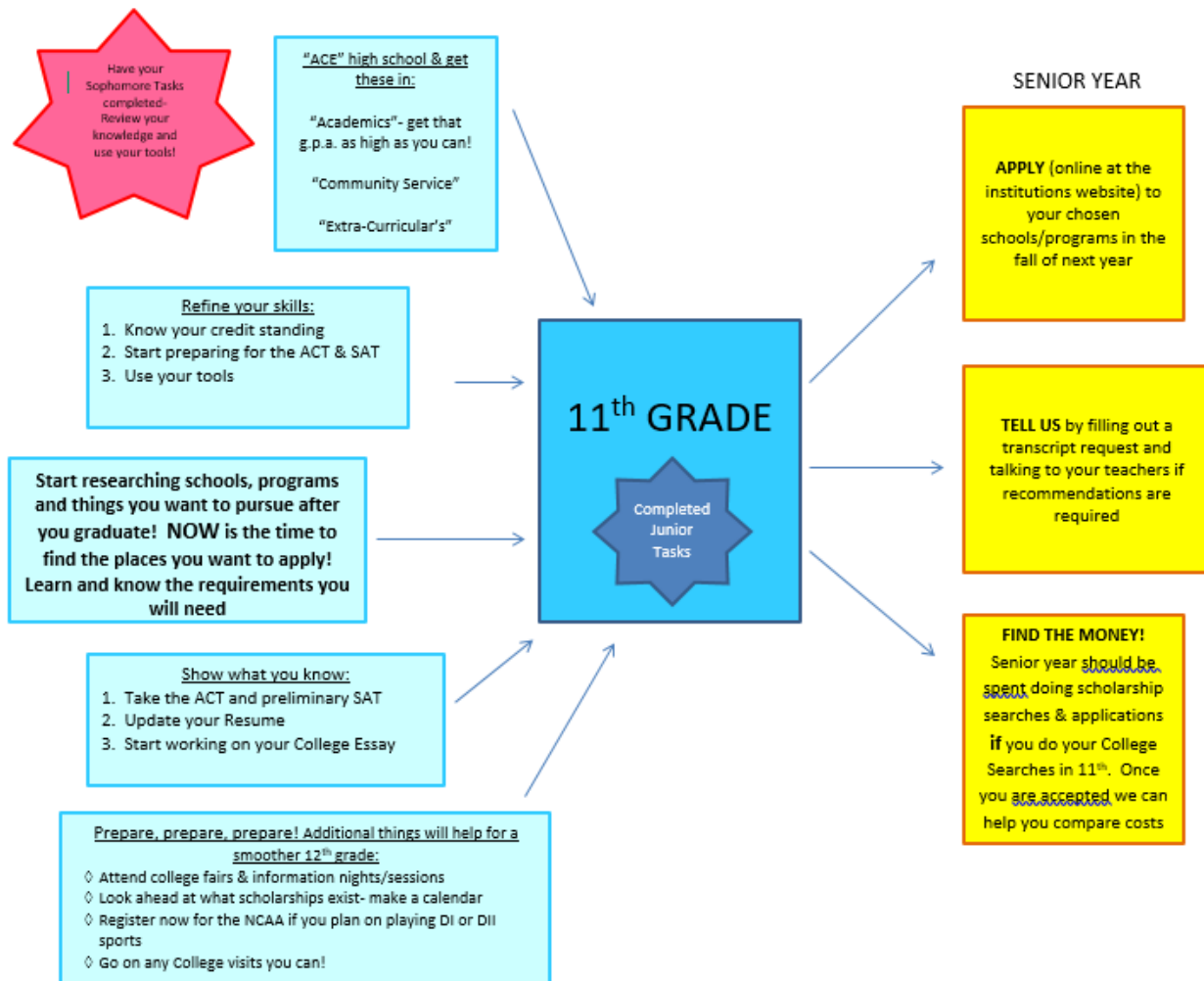
- ◇ If enrolled in Advanced Placement courses, take AP exams
- ◇ Finish spring semester strong, this is the last grade information colleges will receive until after you apply!
- ◇ **Have a good idea of where you will be applying to in the fall! You should have 6 choices narrowed down**
- ◇ Continue volunteering in your community throughout the summer
- ◇ Update your **Resume** to include all your activities and be reflective of your last 3 years. You can use your resume to start working on your **College Essay**

WHAT DOES PREPARATION LOOK LIKE in 11th GRADE?



OTHER CONSIDERATIONS IN YOUR SEARCH:

- ** You could go to an out of state school and pay in-state tuition-check out the WUE program
- ** You could attend a Historically Black College or University
- ** Look for scholarships that will give you money based on your academic interests & what you want to study
- ** Don't forget schools have financial aid calculators on their sites to help estimate costs
- ** Once you are accepted you will receive an "award" letter detailing costs & offering further aid. Don't let cost be your only factor in searching, you'd be surprised at how that can change



JUNIOR TASK CHECKLIST!

1. _____ Review your Sophomore Planning Packet (pink) and make sure you have completed all the **Sophomore Tasks**
2. _____ Complete your credit summary: Know your credits! This is what you should have at the END of each academic year:

Freshmen- 7.25	Sophomores- 14.25	Juniors- 20.25	Seniors- 22.0 (+)
----------------	-------------------	----------------	-------------------

CREDITS @ Semester 1

Subject	Required	Credits Accrued	On Schedule?	Credits Needed
English	4.0			
Social Studies	1.5			
Government	0.5			
US History	1.0			
Math	3.0			
Science	3.0			
World Lang.	X			
Practical Art	1.5			
PE	1.5			
Health	0.5			
Other				
Total	22			

CREDITS @ Semester 2

Subject	Required	Credits Accrued	On Schedule?	Credits Needed
English				
Social Studies				
Government				
US History				
Math				
Science				
World Lang.				
Practical Art				
PE				
Health				
Other				
Total				

3. _____ Take the **PSAT/NMSQT** on **College Readiness** day & set your goals for the spring SAT & ACT.
Review the **Junior College Planning Worksheet** you received this day

PSAT 10 (10 th grade)	Reading & Writing (Benchmark 430)	My Score=	PSAT/NMSQT (11 th grade)	Reading & Writing (Benchmark 460)	My Score=	SAT (11 th grade)	Reading & Writing (Benchmark 480)	My Score=			
	Ranges from 160-760 each test	Math (Benchmark 480)		My Score=	Ranges from 160-760 each test		Math (Benchmark 510)	My Score=	Ranges from 200-800 each test	Math (Benchmark 530)	My Score=
		Total Range (320-1520)		My Score=			Total Range (320-1520)	My Score=		Total Range (400-1600)	My Score=
ACT (11 th grade)	English= (Benchmark 18)	Math= (Benchmark 22)	Reading= (Benchmark 22)	Science= (Benchmark 23)	ELA= (Benchmark 20)	STEM= (Benchmark 26)	Composite= (Range 1-36)				

4. _____ Start **Method Test Prep**
5. _____ **Attend the Junior Preparation Seminar** (where you get this packet from your counselors)
6. _____ Look into volunteer and extra-curricular opportunities
7. _____ **Start searching for schools-** *look for careers of interest and make sure the schools you are finding have the programs you would want to be a part of- use the thinking map on the previous page to help!*
8. _____ Register for the correct classes for Senior year
9. _____ Attend **Junior College Night**
10. _____ Take the **ACT**
11. _____ Come down when you get your counseling pass for your official **Junior Credit Check**
12. _____ Take the **SAT**
13. _____ Do well on your finals- You need a **STRONG** junior year!
14. _____ Update your **Resume**
15. _____ Start your **Essay**
16. _____ Attend a College Fair this year
17. _____ If you are planning to be a Student Athlete at a Division I or Division II school, register with the NCAA. Go to www.ncaaclearinghouse.net or www.ncaa.org. Come see your counselor and we will help you do the worksheet

ADMISSIONS SCORING

In the past, public, “4-year” colleges in Colorado used a cross reference of your G.P.A. score and your ACT/SAT test scores in order to admit or not admit an incoming freshman student. This table has since ended, however they are now providing the below ranges to show how they still weigh academic standards. This only applies to the schools listed below for incoming freshmen and does not apply to students who transferred in from a different college.

Find your data and compare it to what the requirement of the College you wish to go to is. If it does not match, consider retaking the ACT, SAT or raising your G.P.A.



GPA and Test Score Ranges of Admitted Freshmen - Fall 2017 Data

Colorado Public Four-Year Colleges and Universities

The data below reflect the middle 50% ranges of students admitted at each institution - 25% had above and 25% had below these ranges. These are NOT requirements, but a guide to each institution's standards.

Both ACT & SAT are accepted by Colorado public institutions. Please refer to the online College Admission Guidelines tool for more information on admission criteria: coadmissiontool.org

Institution	High School GPA Mid-50% GPA range of admitted students (4.0 scale - includes weighted GPAs)	ACT Mid-50% ACT range of admitted students (composite scores)	SAT* Taken March 2016 & After Mid-50% SAT range of admitted students (Evidenced Based Reading & Writing + Math)
Adams State University	2.70 - 3.60	17 - 22	950 - 1120
Colorado Mesa University	3.15 - 3.83	20 - 25	1020 - 1200
Colorado School of Mines	3.71 - 3.98**	29 - 33	1330 - 1460
Colorado State University Fort Collins	3.33 - 4.00	23 - 29	1120 - 1300
Colorado State University Global	2.80 - 3.60	18 - 23	980 - 1160
Colorado State University Pueblo	2.91 - 3.76	18 - 23	950 - 1120
Fort Lewis College	3.08 - 3.81	20 - 25	1040 - 1190
Metropolitan State University of Denver	2.59 - 3.42	17 - 22	920 - 1110
University of Colorado Boulder	3.44 - 4.00	25 - 31	1180 - 1350
University of Colorado Colorado Springs	3.10 - 3.87	20 - 26	1070 - 1250
University of Colorado Denver	3.23 - 3.93	21 - 27	1070 - 1260
University of Northern Colorado	3.07 - 3.83	19 - 25	1030 - 1230
Western State Colorado University	2.95 - 3.75	20 - 25	1025 - 1200

* SAT totals = Evidenced Based Reading & Writing + Math subscores. It does NOT include the Essay or Written Component score.

** Colorado School of Mines does NOT use weighted GPAs in making an admission decision - they use unweighted only.

Colorado Community Colleges are open admission in mission and do not have admission requirements.

For additional information including transfer admissions, please visit: higher.ed.colorado.gov/Academics/Admissions/

THE COLLEGE ESSAY

“Show- Don’t Tell”

We know it seems soon, and scary. But the more you do now, the less you will have to later and the more prepared you will be. Start compiling your essay now! **Remember** to make yourself as competitive as you can be. Colleges look for well-rounded candidates, extra diplomas, involvement in extracurricular activities, and community services.

- ◆ Type and double space your essay. Neatness counts!
- ◆ Write to the prompt. It may sound obvious, but if you are writing several application essays, it is easy to confuse schools. Read all directions.
- ◆ Don’t rely on essay writing books. Admission officers have reviewed those same books; don’t let plagiarism become an issue.
- ◆ Be honest. Write your own essay. Readers at the colleges read thousands of essays and can tell if a writer’s voice is “too adult”.
- ◆ Get started early. As soon as you receive your application, look to see if an essay is required. If it is, look at the prompt and start thinking about what you will write.
- ◆ Tell your story. Do not list your accomplishments. This makes for really “dry” reading and doesn’t tell the college anything that isn’t already listed on your application. Show yourself off! They want different types of people 😊
- ◆ Allow enough time for your essay to sit between drafts. Come back to your essay and work out the kinks over time.
- ◆ Read your essay to people who will be honest. English teachers and Counselors are good people to ask. Make necessary corrections. If you can’t take constructive criticism, don’t ask for it.
- ◆ Don’t be wildly funny or creative, particularly if this is not the type of person you are.
- ◆ Avoid clichés or trite sentiments such as, “Through sports, I have learned the value of teamwork....” There are other ways to write about your important experiences, ask for help if you need to.
- ◆ Focus on your resiliency and the experiences you have had in your life, especially if they have had an impact on your academics. But do not manufacture hardship, or try to explain on your own a “glitch” on your transcript. See your Counselor if that applies to you.
- ◆ Proofread and edit carefully. Although you should be sure to use spell check, do not rely solely on it to catch errors. Read it aloud to yourself and others to make sure it flows.
- ◆ Write about the “why” and not about the “what”.

WHERE WILL THIS PREPARATION TAKE ME?

-How am I going to show my skills on a piece of paper?-

You are more than an ACT score, transcript and G.P.A. It is your job to show it!!

LETTERS

You will only need letters if you are on the cusp, or an institution specifically indicates so. Letters help explain any abnormalities or circumstances and are another way to demonstrate the personality of the candidate. Letters will only be written if there is a 2 week notice. Remember to thank the people writing on your behalf

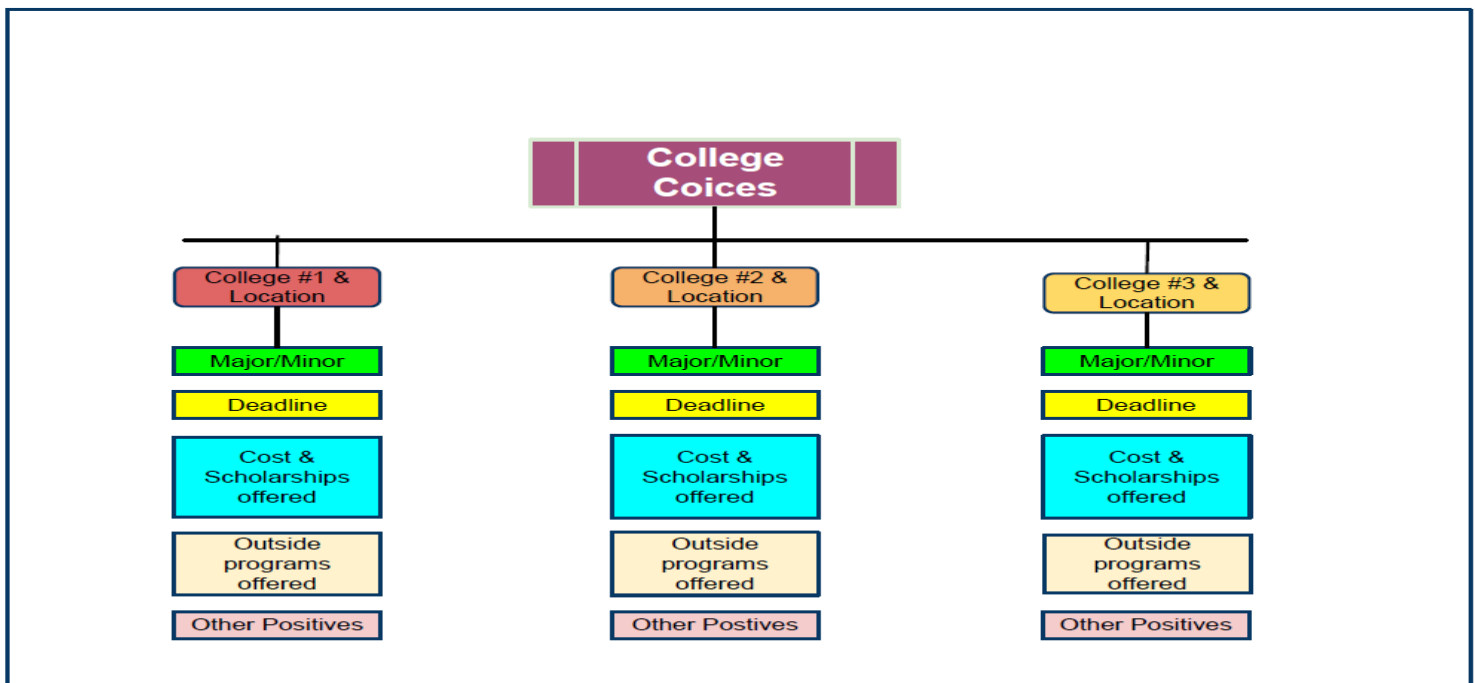
RESUMES

Help organize your activities, contributions, interests, and achievements. Helps you not leave anything out that can't be demonstrated in another part of an application

ESSAYS

This is the most critical piece of an application. If an institution has asked you to for an essay, give them one because they will read it. This is your chance to shine and show them all the wonderful and interesting things about you. Colleges want people who give back to their campus culture. They are looking for many types. *The same is said for your written responses on any application. They want to hear YOUR VOICE!*

I FOUND SOME COLLEGE'S, HOW DO I NARROW THEM DOWN?



STUDENTS- Create your own map to help provide an overview of what the colleges you are deciding between offer, and what will be best for you